

MA6432 Series Stainless Steel Mini Cylinder(ISO 6432 Big Bore)



MAC6432 50 x 50-S



MAC6432 63 x 50-S

Ordering Code

MA6432 □ 50 × 50 — 25 S □

Serise Code
 MA:Double Action Type
 MSA:Single-Extrusion Type
 MTA:Single Drawing-in Type
 MAD:Double-shaft Double Action Type
 MACD:Double-shaft Double Action Damping Type
 MAJ:Double-shaft and Adjustable Stroke Type
 MAC:With Cushion Type

Back Cover Type
 Blank:Fishtail type
 CM:Rounded type
 U:Horizontal type

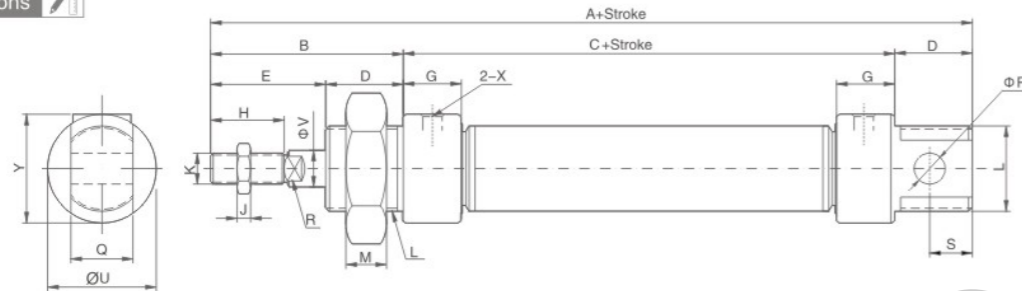
Cylinder Bore
 32mm-63mm

Stroke
 Adjustable Stroke Type
 0~100mm

Magnet Code
 Blank:Without Magnet
 S:With Magnet

Fixed Type
 Blank:Normal type
 LB:Front and back fixed type
 FA:Front cover fixed type
 SDB:Back cover swinging type

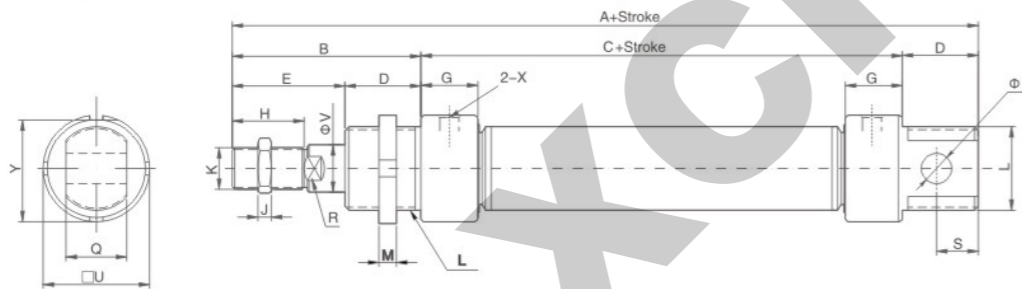
Overall Dimensions



Dimension Sheet

Bore/Symbol	A	B	C	D	E	G	H	M	J	K	P	S	R	U	V	Q	Y	K	X
32	160	57	76	27	30	16	22	8	6	M10×1.25	10	12	10	35	12	16	35	M24×2	G1/8
40	162	57	76	27	32	16.7	24	8	7	M12×1.25	12	12	14	41.6	16	16	41.6	M30×2	G1/8

Overall Dimensions



Dimension Sheet

Bore/Symbol	A	B	C	D	E	G	H	M	J	K	P	S	R	U	V	Q	Y	K	X
50	200	73	94	33	40	22	32	8	8	M16×1.5	16	15	17	57	20	21	55	M45×1.5	G1/4
63	203	73	97	33	40	22	32	8	8	M16×1.5	16	15	17	70	20	21	68	M45×1.5	G1/4

MA Series Stainless Steel Mini Cylinder



MA 25 x 50



MAJ 25 x 50-25

Ordering Code

MA □ 20 × 50 — 25 S □

Type
 MA:Double Action Type
 MSA:Single Extrusion Type
 MTA:Single Drawing-in Type
 MAD:Double-shaft Double Action Type
 MACD:Double-shaft Double Action Damping Type
 MAJ:Double-shaft and Adjustable Stroke Type
 MAC:With Cushion Type

Back Cover Type
 Blank:Fishtail type
 CM:Rounded type
 U:Horizontal type

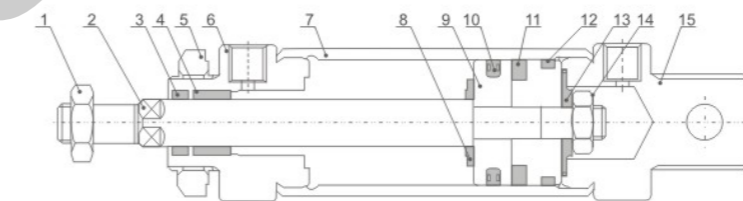
Cylinder Bore
 16mm~40mm

Stroke
 Adjustable Stroke Type
 0~100mm

Magnet Code
 Blank:Without Magnet
 S:With Magnet

Fixed Type
 Blank:Normal type
 LB:Front and back fixed type
 FA:Front cover fixed type
 SDB:Back cover swinging type
 U:Back cover fixed type

Internal structure



NO	Designation	NO	Designation
1	Piston Rod Nut	2	Piston Rod
3	Front Cover Seal Ring	4	Oiled Bearing
5	Front Cover Nut	6	Front Cover
7	Stainless steel tube	8	Anti-crash cushion
9	Piston	10	Piston O-Ring
11	Magnet(Optional)	12	Wear ring
13	Back cushion	14	Hex socket screw
15	Back Cover		

Specification

Bore(mm)	16	20	25	32	40
Motion pattern	Double Action or Single Action				
Working Medium	Air				
Fixed Type	Normal Type LB Type FA Type SDB Type U Type				
Operating Pressure Range	0.1~0.9MPa				
Ensured Pressure Resistance	1.35MPa				
Operating Temperature Range	-5~70℃				
Operating Speed Range	50~800mm/s				
Buffer Type	Standard Type		Anti-crash cushion		
	Damping Type		Adjustable cushion		
Port Size	M5×0.8	G1/8"	G1/8"	G1/8"	G1/8"

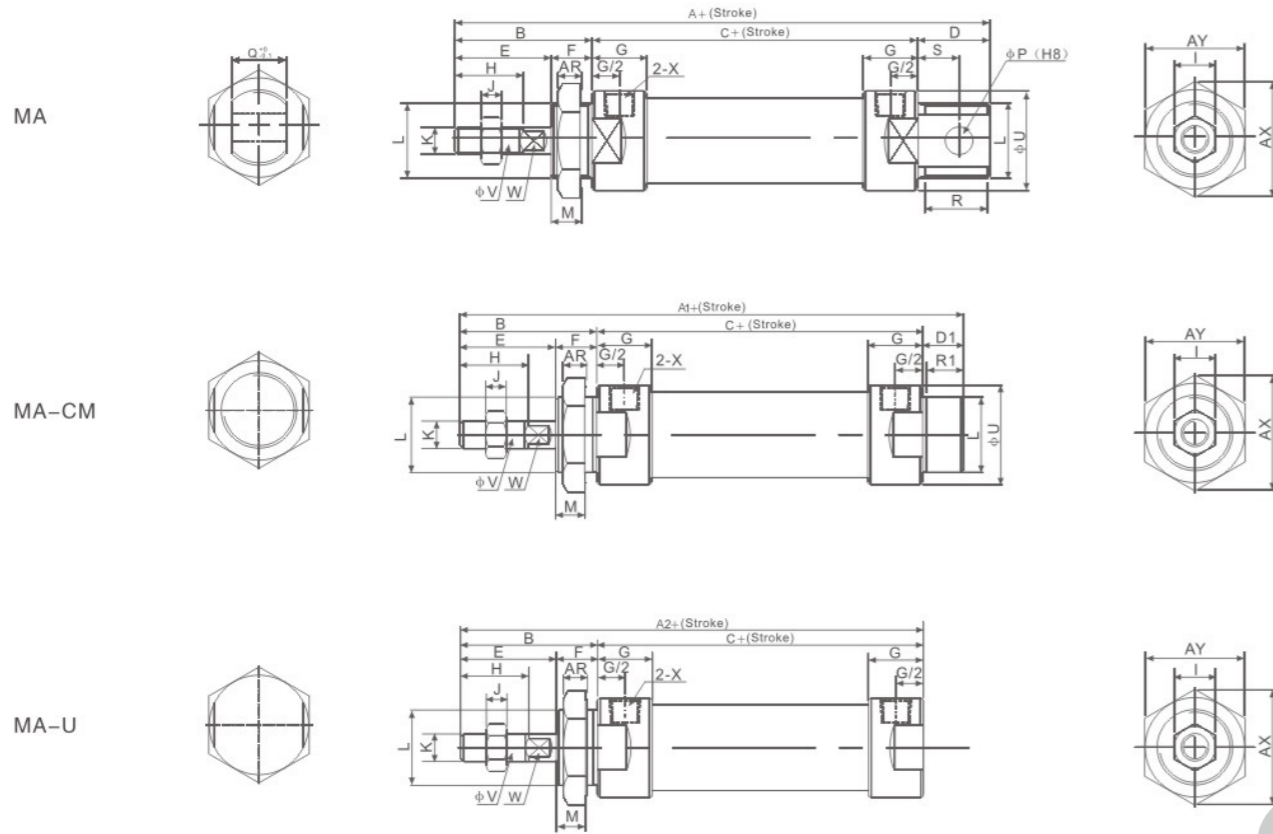
Our Company can also make flat for cylinder covers inlet and outlet position. If you require this, it should be specified.

Stroke

Bore(mm)	Standard Stroke										Max.Stroke	Permissible Stroke			
16	25	50	75	80	100	125	160	175	200		300	500			
20	25	50	75	80	100	125	160	175	200	250	300	650			
25	25	50	75	80	100	125	160	175	200	250	300	350	400	450	500
32	25	50	75	80	100	125	160	175	200	250	300	350	400	450	500
40	25	50	75	80	100	125	160	175	200	250	300	350	400	450	500

MA Series Stainless Steel Mini Cylinder

Overall Dimensions



Dimension Sheet

Bore/Symbol	A	A1	A2	B	C	D	D1	E	F	G	H	I	J	K
16	114	114	98	38	60	16	16	22	16	10	16	10	5	M6×1
20	137	128	116	40	76	21	12	28	12	16	20	12	6	M8×1.25
25	141	134	120	44	76	21	14	30	14	16	22	17	6	M10×1.25
32	147	134	120	44	76	27	14	30	14	16	22	17	6	M10×1.25
40	149	136	122	46	76	27	14	32	14	16.7	24	17	7	M12×1.25

Bore/Symbol	L	M	P	Q	R	R1	S	U	V	W	X	AR	AX	AY
16	M16×1.5	14	6	12	14	14	9	21	6	5	M5	6	24	27.5
20	M22×1.5	10	8	16	19	10	12	27	8	6	G1/8"	7	33	29
25	M22×1.5	12	8	16	19	12	12	30	10	8	G1/8"	7	33	29
32	M24×2.0	12	10	16	25	12	15	35	12	10	G1/8"	8	37	32
40	M30×2.0	12	12	20	25	12	15	41.6	16	14	G1/8"	9	47	41

MAL6432 Series Aluminum alloy mini cylinder(ISO 6432)



MAL6432 20 x 75

Specification

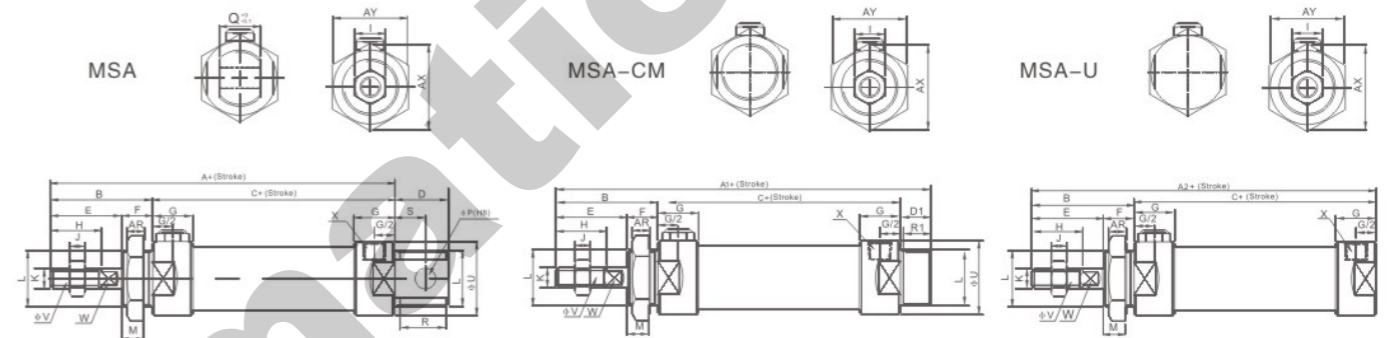
Motion Pattern	Double Action or Single Action
Operating Pressure Range	0.1~0.9MPa
Ensured Pressure Resistance	1.35MPa
Operating Temperature Range	-5~70℃
Operating Speed Range	30~800mm/s

Product instruction

Our company can also provide MAL series ISO6432 standard aluminum alloy mini cylinder,if you need this,pls change ordering code MAL into MAL6432.

MA Series Stainless Steel Mini Cylinder

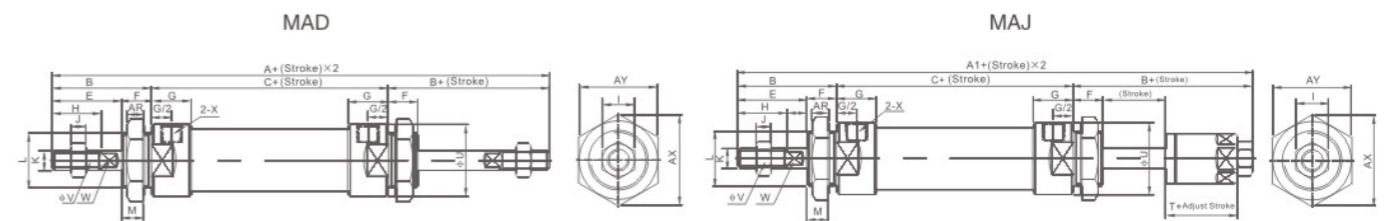
Overall Dimensions



Dimension Sheet

Symbol	A		A1		A2		B	C		D	D1	E	F	G	H	I	J
	0-50	51-100	0-50	51-100	0-50	51-100		0-50	51-100								
Bore/Stroke	0-50	51-100	0-50	51-100	0-50	51-100	B	0-50	51-100	D	D1	E	F	G	H	I	J
16	114	139	128	153	98	123	38	60	85	16	16	22	16	10	16	10	5
20	137	162	134	159	116	141	40	76	101	21	12	28	12	16	20	12	6
25	141	166	134	159	120	145	44	76	101	21	14	30	14	16	22	17	6
32	147	172	136	161	120	145	44	76	101	27	14	30	14	16	22	17	6
40	149	174	122	144	122	147	46	76	101	27	14	32	14	16.7	24	17	7
Inside Diameter/Symbol	K	L	M	P	Q	R	R1	S	U	V	W	X	AR	AX	AY		
16	M6×1	M16×1.5	14	6	12	14	14	9	21	6	5	M5	6	25	22		
20	M8×1.25	M22×1.5	10	8	16	19	10	12	27	8	6	G1/8"	7	33	29		
25	M10×1.25	M22×1.5	12	8	16	19	12	12	30	10	8	G1/8"	7	33	29		
32	M10×1.25	M24×2.0	12	10	16	25	12	15	35	12	10	G1/8"	8	37	32		
40	M12×1.25	M30×2.0	12	12	20	25	12	15	41.6	16	14	G1/8"	9	47	41		

Overall Dimensions



Dimension Sheet

Inside Diameter/Symbol	A	A1	B	C	E	F	G	H	I	J	K
16	136	135	38	60	22	16	10	16	10	5	M6×1
20	156	153	40	76	28	12	16	20	12	6	M8×1.25
25	164	161	44	76	30	14	16	22	17	6	M10×1.25
32	164	161	44	76	30	14	16	22	17	6	M10×1.25
40	168	164	46	76	32	14	16.7	24	17	7	M12×1.25
Inside Diameter/Symbol	L	M	U	V	W	X	AR	AX	AY	T	
16	M16×1.5	14	21	6	5	M5	6	25	22	16	
20	M22×1.5	10	29	9	6	G1/8"	7	33	29	19	
25	M22×1.5	12	34	10	8	G1/8"	7	33	29	21	
32	M24×1.5	12	39.5	12	10	G1/8"	8	37	32	21	
40	M30×2.0	12	41.6	16	12	G1/8"	9	47	41	21	