

4H Series Hand-pull Valve



4H330-10



4H210-06

Ordering Code

4H

2

10

06

□

Specification Code
4H:Two(Three)-position
Five-way Hand Pull Valve

Position and way No
2:200 Series
3:300 Series
4:400 Series

Number of places
10:Single-head Double-position
30:Single-head Three-position

Port Size
06:G1/8"
08:G1/4"
10:G3/8"
15:G1/2"

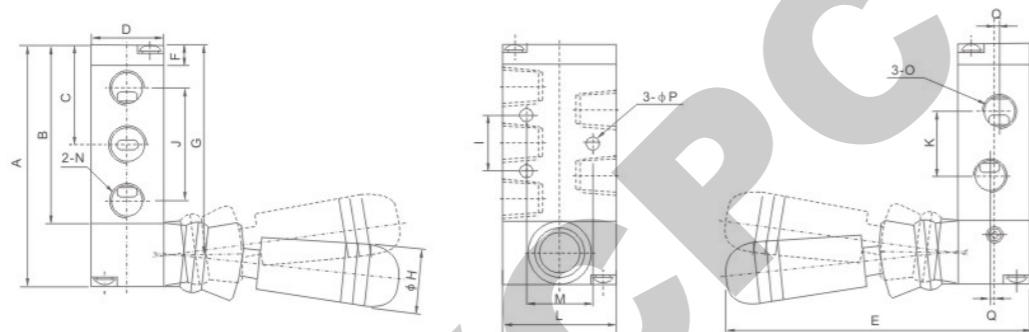
Type Code
Blank:Two-Position Five-way lock tpe
L:Three-Position Five-way lock tpe
S:Two(Three)- Position Five-way
spring return type

Specification

Model	4H210-06	4H210-08	4H230-08	4H310-08	4H310-10	4H330-10	4H410-15	4H430-15
Working Medium	40 Micron Filtered Air							
Motion Pattern	Direct Drive Type							
Effective Section Area	14mm ² (CV=0.78)	16mm ² (CV=0.89)	12mm ² (CV=0.67)	25mm ² (CV=1.4)	30mm ² (CV=1.68)	30mm ² (CV=1.68)	50mm ² (CV=2.79)	50mm ² (CV=2.79)
Port Size	Air Inlet=Air Outlet=Exhaust=G1/8"	Air Inlet=Air Outlet=Exhaust=G1/4"	Air Inlet=Air Outlet=Exhaust=G1/4"	Air Inlet=Air Outlet=Exhaust=G1/4"	Air Inlet=Air Outlet=Exhaust=G1/4"	Air Inlet=Air Outlet=Exhaust=G1/4"	Air Inlet=Air Outlet=Exhaust=G1/2"	Air Inlet=Air Outlet=Exhaust=G1/2"
Working-Pressure Range	0~1.0MPa							
Operating Temperature Range	0~60°C							

Overall Dimensions

4H Series



Dimension Sheet

Symbol/Model	A	B	C	D	E	F	G	H	I	J	K	L	M	N	O	P	Q
4H210-06	76.5	56.5	31.5	22	95	6.5	66.5	18	20	36	21	35	21	G1/8"	G1/8"	4.3	-
4H230-06	76.5	56.5	31.5	22	95	6.5	66.5	18	20	36	21	35	21	G1/8"	G1/8"	4.3	-
4H230-06(S)	97.5	75.5	31.5	22	95	6.5	85.5	18	20	36	21	35	21	G1/8"	G1/8"	4.3	-
4H210-08	76.6	56.5	31.5	22	95	6.5	66.5	18	20	36	21	35	21	G1/8"	G1/4"	4.3	1.5
4H230-08L	97.5	75.5	31.5	22	95	6.5	66.5	18	20	36	21	35	21	G1/8"	G1/4"	4.3	1.5
4H230-08(S)	97.5	75.5	31.5	22	95	6.5	85.5	18	20	36	21	35	21	G1/8"	G1/4"	4.3	1.5
4H310-08	92	72.5	40	27	100	7.5	82.5	18	24	45	24	40	27	G1/4"	G1/4"	4.3	-
4H310-10	92	72.5	40	27	100	7.5	52.5	18	24	45	24	40	27	G1/4"	G3/8"	4.3	2
4H410-15	126	102	55.5	34	100	7.5	114	18	28	63	36	50	35	G1/2"	G1/2"	5.5	-

4F、FV Series Foot Valve



4F210-08L



4F210-08



FV420



4F210-08LG

Ordering Code

4F

2

10

08

□

Specification Code
4F:Two-position
Five-way Foot Valve

Series Code
2:200 Series

Number of Places
10:Single-head
Double-position

Port Size
08:G1/4"

Type Code
Blank:Standard Type
L:With Lock
G:With Cover
LG:With Lock And Cover

Specification Code
FV:Foot Valve

Position and way No
320:Two-position
Three-way
420:Two-position
Four-way

Specification

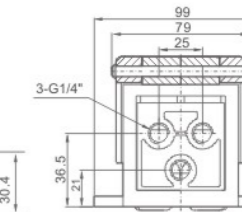
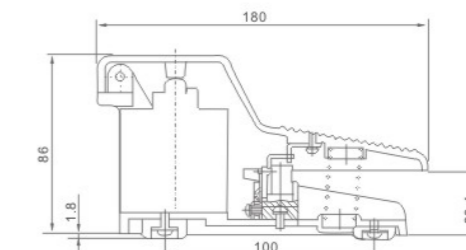
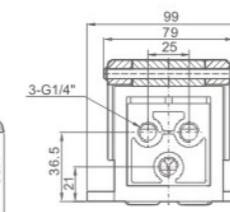
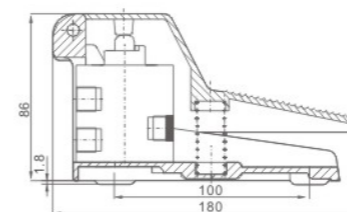
Model	4F210-06	4F210-08L	4F210-08G	4F210-08LG	FV420	FV320
Working Medium	40 Micron Filtered Air					
Position and Way Number	Two-position Five-way				Two-position Four-way	Two-position Three-way
Motion Pattern	Direct Drive Type					
Port Size	Air Inlet=Air Outlet=Exhaust=G1/4"				Air Inlet=Air Outlet=G1/4" Exhaust=G1/8"	
Working-pressure Range	0.15~0.9MPa					
Operating Temperature Range	0~60°C					

Overall Dimensions

4F210-08



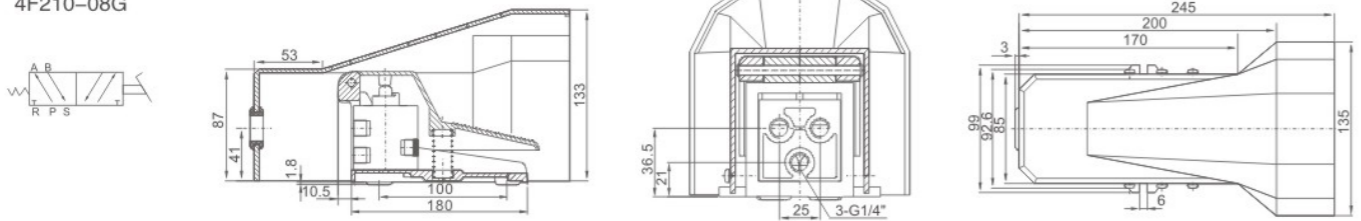
4F210-08L



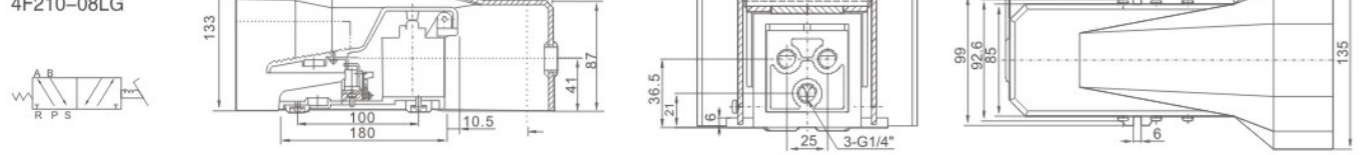
4F、FV Series Foot Valve

Overall Dimensions

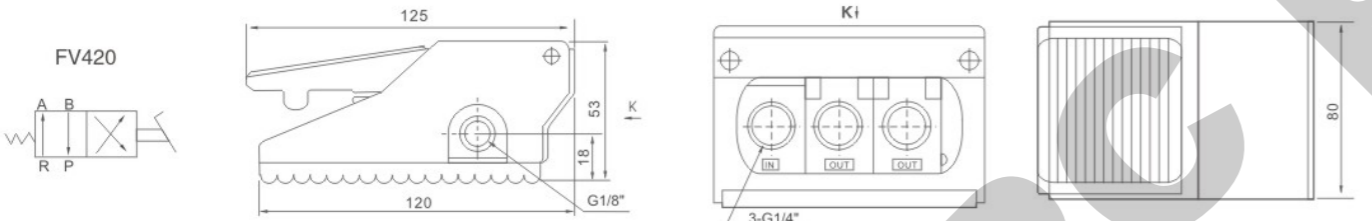
4F210-08G



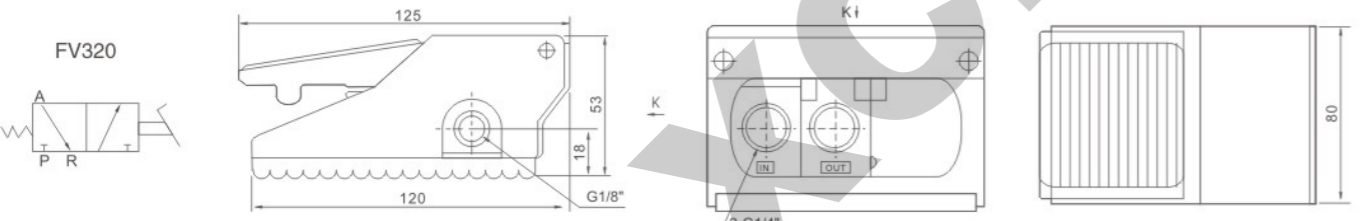
4F210-08LG



FV420



FV320



RE Series Flow Control Valve



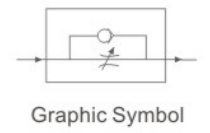
Ordering Code

RE

Series Code
RE: Ordinary Type
Flow Control Valve

01

Port Size
01: G1/8"
02: G1/4"
03: G3/8"
04: G1/2"



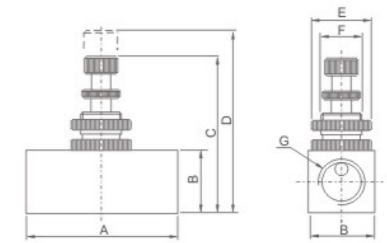
Specification

Model	RE-01	RE-02	RE-03	RE-04
Port Size	G1/8"	G1/4"	G3/8"	G1/2"
Working Medium	Air			
Working-pressure Range	0~0.95MPa			
Operating Temperature Range	0~60°C			

Dimension Sheet

Model	A	B	C	D	E	F	G
RE-01	45	19	43	50	φ19	M14×1	G1/8
RE-02	45	19	43	50	φ19	M14×1	G1/4
RE-03	55	25	55	62	φ25	M18×1	G3/8
RE-04	55	25	55	62	φ25	M18×1	G1/2

Overall Dimensions



ASC Series Check Valve



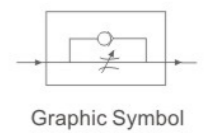
Ordering Code

ASC

Series Code
ASC: Accurate Type
Flow Control Valve

08

Port Size
06: G1/8"
08: G1/4"
10: G3/8"
15: G1/2"



Specification

Model	ASC-06	ASC-08	ASC-10	ASC-15
Port Size	G1/8"	G1/4"	G3/8"	G1/2"
Working Medium	Air			
Working-pressure Range	0~0.95MPa			
Operating Temperature Range	0~60°C			

Dimension Sheet

Model	A	B	C	D	E	F	G	H	I	J	K	L
ASC-06	22	32	G1/8	22	27	4.3	49.7	56.5	M6×0.5	M12×0.75	12	18
ASC-08	26	36	G1/4	22	27	4.3	49.7	56.5	M6×0.5	M12×0.75	12	18
ASC-10	28	40	G3/8	25	30	4.3	52.7	59.5	M6×0.5	M12×0.75	13	22
ASC-15	28	40	G1/2	30	35	4.3	58.7	65.5	M6×0.5	M12×0.75	13.5	26

Overall Dimensions

