

ADN Series Compact Cylinder(ISO21287)



ADN 32 x 30-S

Ordering Code

ADN 50 × 50 - S - B

Series Code
 ADN: Double Action Type
 AEN: Single Action Type
 ADND: Double-shaft Double Action Type
 ADNJ: Double-shaft and Adjustable Stroke Type

Cylinder Bore
 12mm~63mm

Stroke
 Normal Type:
 12-25: 1-300mm
 32-63: 1-400mm
 Single Action:
 12: 1-10mm
 16-63: 1-25mm

Magnet Code
 Blank: Without Magnet
 S: With Magnet

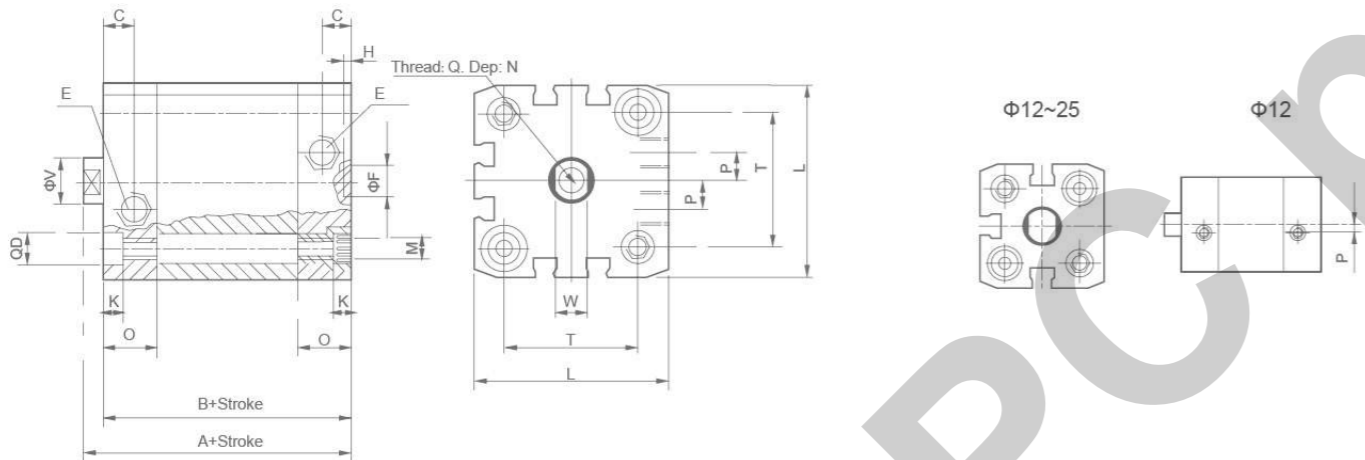
Cog Type
 Blank: Inner Thread
 B: Outer Thread

Specification

Bore(mm)	12	16	20	25	32	40	50	63
Operation	Double Acting							
Workinh Medium	Air							
Operating Pressure Range	0.1~1.0MPa							
Proof Pressure	1.5MPa							
Operating Temperature Range	-20~70℃							
Operating Speed Range	30~500mm/s							
Port Size	M5×0.8			G1/8"				

Overall Dimensions

Φ32~63



Dimension Sheet

Bore(mm)	A	B	V	O	C	E	M	D	K	H	F	N	Q	L	T	W	P
12	39.2	35	6	10.5	6	M5	M4	6	3.5	2.1	9	10	M4	27.5	16	5	2
16	39.7	35	8	11	6	M5	M4	6	3.5	2.1	9	10	M4	29	18	7	2.6
20	42.5	37	10	12	6	M5	M5	9	5	2.1	9	12	M6	35.5	22	9	2.6
25	44.5	39	10	12	6	M5	M5	9	5	2.1	9	12	M6	39.5	26	9	2.6
32	50	44	12	15	8.2	G1/8	M6	9	5	2.1	9	15	M8	47	32.5	10	6
40	51.1	45	12	15	8.2	G1/8	M6	9	5	2.1	9	15	M8	54.5	38	10	8
50	52.7	45	16	15	8.2	G1/8	M8	12	5	2.6	12	20	M10	65.5	46.5	13	8
63	56.5	49	16	15	8.2	G1/8	M8	12	5	2.6	12	20	M10	75.5	56.5	13	11.5

SDA Series Thin Type(Compact) Cylinder



SDA 32 x 25



SDAJ 32 x 25-10

Ordering Code

SDA 20 × 30 - 5 - S - B

Series Code
 SDA: Double Action Type
 SSA: Single Action Extrusion Type
 STA: Single Action Drawing-in Type
 SDAD: Double-shaft Double Action Type
 SDAJ: Double-shaft and Adjustable Stroke Type

Cylinder Bore
 12mm~100mm

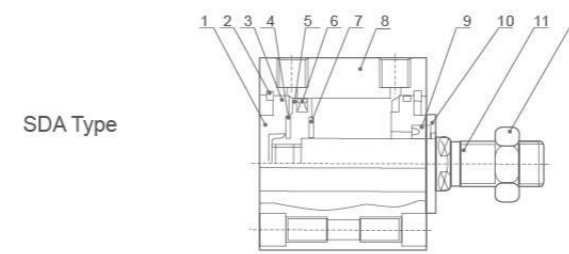
Stroke

Adjust Stroke
 5mm
 15mm
 25mm

Magnet Code
 Blank: Without Magnet
 S: With Magnet

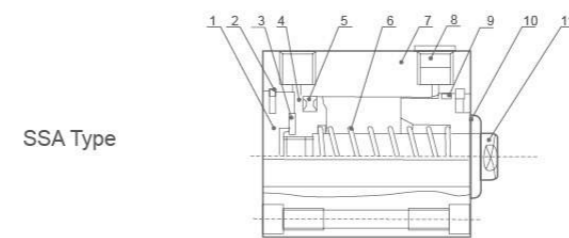
Cog Type
 Blank: Inner Thread
 B: Outer Thread
 N: No Thread

Internal structure



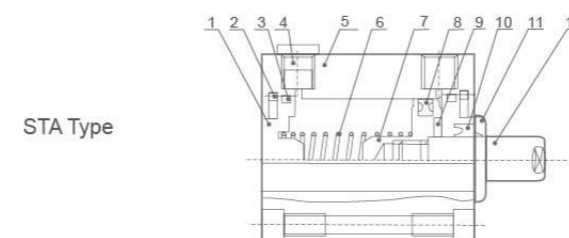
SDA Type

NO	Designation	NO	Designation
1	Back cover	2	Type C buckle ring
3	O-ring	4	Anti-crash cushion
5	Piston	6	Piston O-ring
7	Anti-crash cushion	8	Barrel
9	Front cover seal ring	10	Front cover
11	Piston rod	12	Piston Rod Nut



SSA Type

NO	Designation	NO	Designation
1	Back cover	2	Type C buckle ring
3	Anti-crash cushion	4	Piston
5	Piston O-ring	6	Compressed spring
7	Barrel	8	Silencer
9	Cover O-ring	10	Front cover
11	Piston rod		



STA Type

NO	Designation	NO	Designation
1	Back cover	2	Type C buckle ring
3	Cover O-ring	4	Silencer
5	Barrel	6	Compressed spring
7	Piston	8	Piston O-ring
9	Anti-crash cushion	10	Front cover sealing
11	Front cover	12	Piston rod